

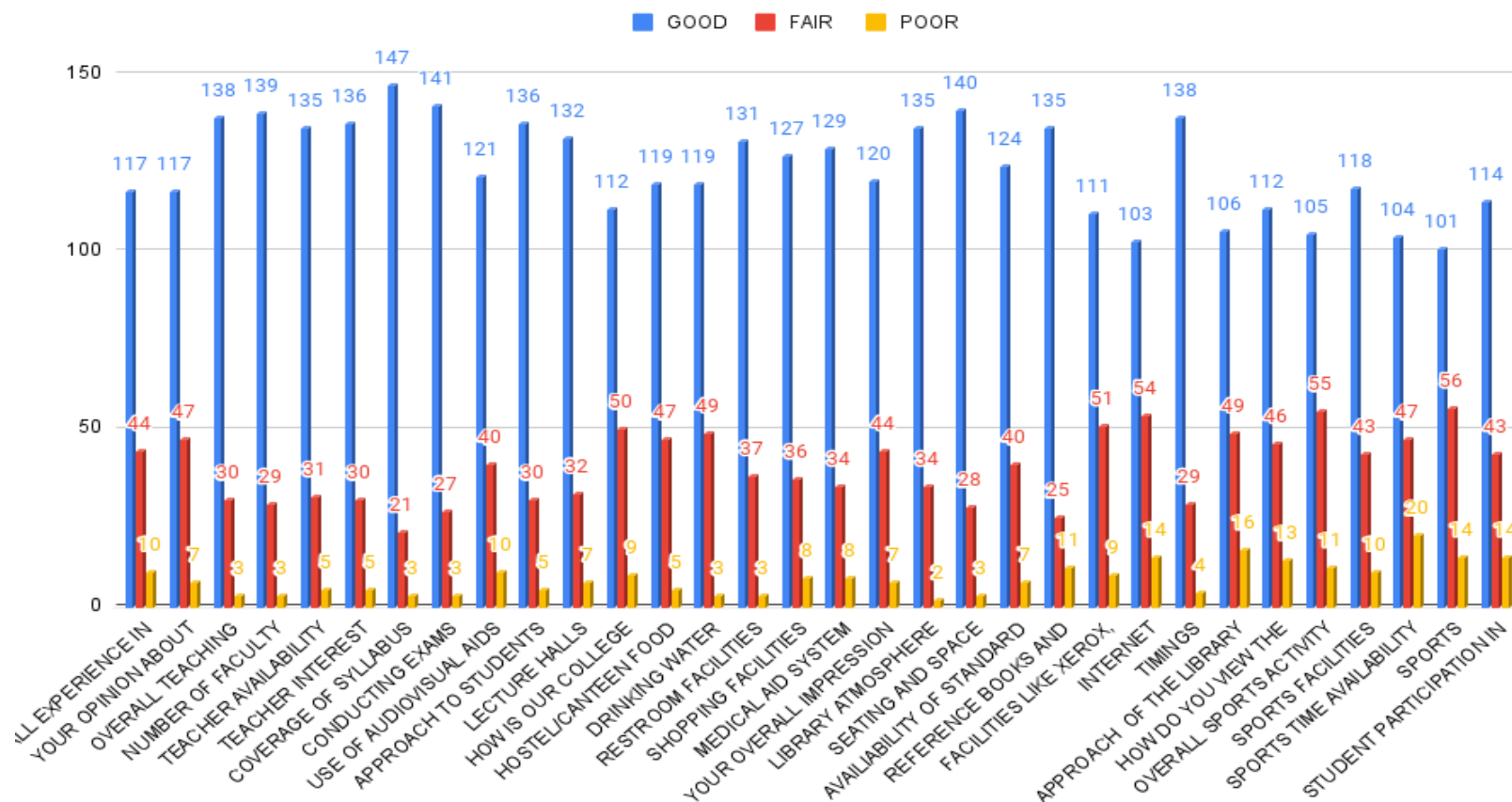
THIRUTHANGAL NADAR COLLEGE

ALUMNI FEEDBACK CONSOLIDATION REPORT-2016-2017

ALUMINI FEEDBACK					PERCENTAGE		
SL.NO	ASSESSMENT PARAMETERS	GOOD	FAIR	POOR	GOOD	FAIR	POOR
1	MY OVERALL EXPERIENCE IN THIS COLLEGE HAS BEEN	117	44	10	68.42	25.73	5.85
2	YOUR OPINION ABOUT ACADEMIC ACTIVITIES	117	47	7	68.42	27.49	4.09
3	OVERALL TEACHING	138	30	3	80.70	17.54	1.75
4	NUMBER OF FACULTY	139	29	3	81.29	16.96	1.75
5	TEACHER AVAILABILITY	135	31	5	78.95	18.13	2.92
6	TEACHER INTEREST	136	30	5	79.53	17.54	2.92
7	COVERAGE OF SYLLABUS	147	21	3	85.96	12.28	1.75
8	CONDUCTING EXAMS	141	27	3	82.46	15.79	1.75
9	USE OF AUDIOVISUAL AIDS	121	40	10	70.76	23.39	5.85
10	APPROACH TO STUDENTS	136	30	5	79.53	17.54	2.92
11	LECTURE HALLS	132	32	7	77.19	18.71	4.09
12	HOW IS OUR COLLEGE TRANSPORT SYSTEM?	112	50	9	65.50	29.24	5.26
13	HOSTEL/CANTEEN FOOD	119	47	5	69.59	27.49	2.92
14	DRINKING WATER	119	49	3	69.59	28.65	1.75
15	RESTROOM FACILITIES	131	37	3	76.61	21.64	1.75
16	SHOPPING FACILITIES(GENERAL, STATIONARY, MEDICAL)	127	36	8	74.27	21.05	4.68
17	MEDICAL AID SYSTEM	129	34	8	75.44	19.88	4.68

18	YOUR OVERALL IMPRESSION OF OUR LIBRARY IS	120	44	7	70.18	25.73	4.09
19	LIBRARY ATMOSPHERE	135	34	2	78.95	19.88	1.17
20	SEATING AND SPACE	140	28	3	81.87	16.37	1.75
21	AVAILABILITY OF STANDARD BOOKS	124	40	7	72.51	23.39	4.09
22	REFERENCE BOOKS AND ADVANCED MATERIAL	135	25	11	78.95	14.62	6.43
23	FACILITIES LIKE XEROX, PRINTOUT	111	51	9	64.91	29.82	5.26
24	INTERNET	103	54	14	60.23	31.58	8.19
25	TIMINGS	138	29	4	80.70	16.96	2.34
26	APPROACH OF THE LIBRARY STAFF	106	49	16	61.99	28.65	9.36
27	HOW DO YOU VIEW THE SETUP FOR CULTURAL ACTIVITIES IN THE COLLEGE?	112	46	13	65.50	26.90	7.60
28	OVERALL SPORTS ACTIVITY	105	55	11	61.40	32.16	6.43
29	SPORTS FACILITIES	118	43	10	69.01	25.15	5.85
30	SPORTS TIME AVAILABILITY	104	47	20	60.82	27.49	11.70
31	SPORTS COACHES/TRAINERS	101	56	14	59.06	32.75	8.19
32	STUDENT PARTICIPATION IN SPORTS	114	43	14	66.67	25.15	8.19

TOTAL NUMBER OF RESPONDENTS: 171




Principal
THIRUTHANGAL NADAR COLLEGE
SELAVAYAL, CHENNAI-600 051.

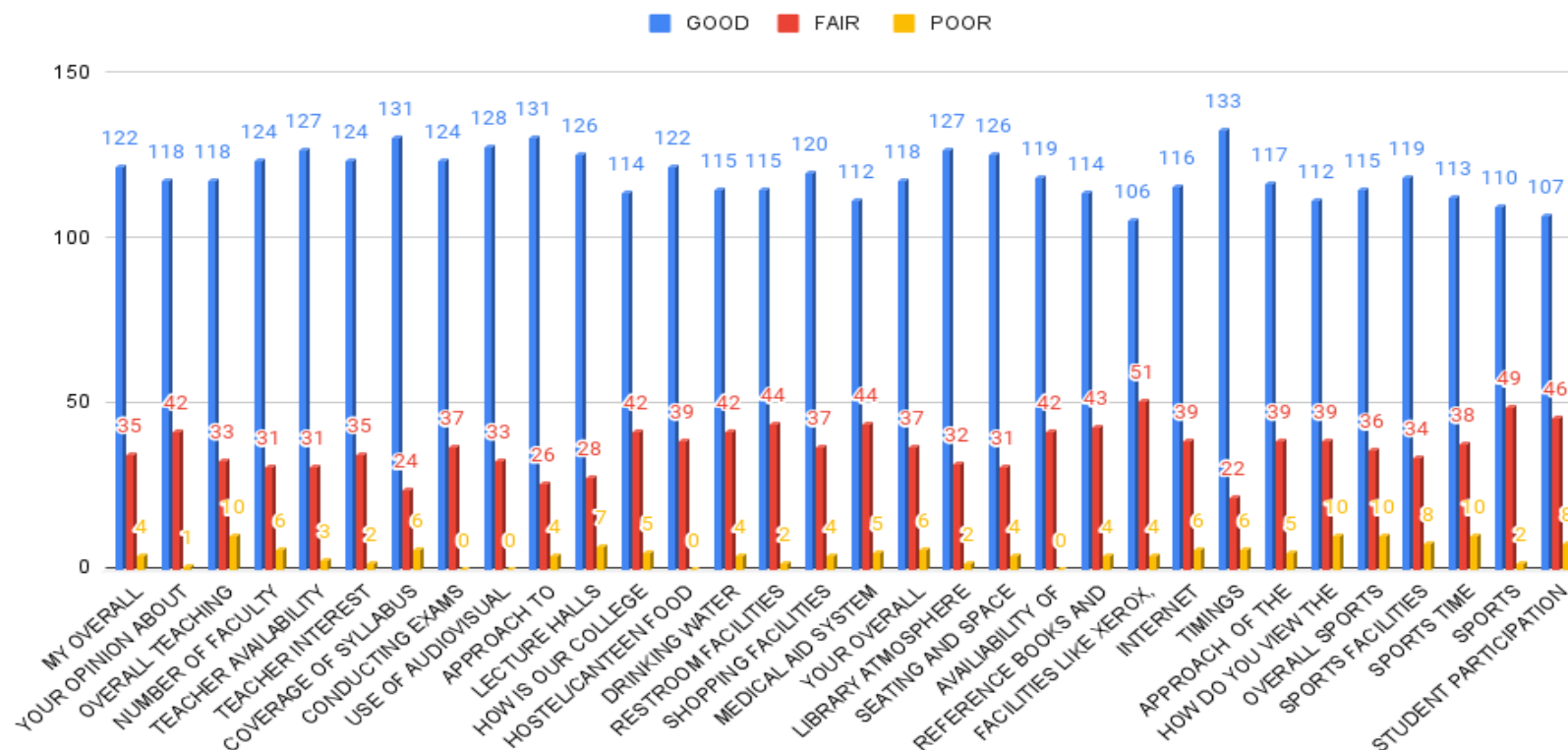
THIRUTHANGAL NADAR COLLEGE

ALUMNI FEEDBACK CONSOLIDATION REPORT-2017-2018

ALUMINI FEEDBACK					PERCENTAGE		
SL.NO	ASSESSMENT PARAMETERS	GOOD	FAIR	POOR	GOOD	FAIR	POOR
1	MY OVERALL EXPERIENCE IN THIS COLLEGE HAS BEEN	122	35	4	75.78	21.74	2.48
2	YOUR OPINION ABOUT ACADEMIC ACTIVITIES	118	42	1	73.29	26.09	0.62
3	OVERALL TEACHING	118	33	10	73.29	20.50	6.21
4	NUMBER OF FACULTY	124	31	6	77.02	19.25	3.73
5	TEACHER AVAILABILITY	127	31	3	78.88	19.25	1.86
6	TEACHER INTEREST	124	35	2	77.02	21.74	1.24
7	COVERAGE OF SYLLABUS	131	24	6	81.37	14.91	3.73
8	CONDUCTING EXAMS	124	37	0	77.02	22.98	0.00
9	USE OF AUDIOVISUAL AIDS	128	33	0	79.50	20.50	0.00
10	APPROACH TO STUDENTS	131	26	4	81.37	16.15	2.48
11	LECTURE HALLS	126	28	7	78.26	17.39	4.35
12	HOW IS OUR COLLEGE TRANSPORT SYSTEM?	114	42	5	70.81	26.09	3.11
13	HOSTEL/CANTEEN FOOD	122	39	0	75.78	24.22	0.00
14	DRINKING WATER	115	42	4	71.43	26.09	2.48
15	RESTROOM FACILITIES	115	44	2	71.43	27.33	1.24
16	SHOPPING FACILITIES(GENERAL, STATIONARY, MEDICAL)	120	37	4	74.53	22.98	2.48

17	MEDICAL AID SYSTEM	112	44	5	69.57	27.33	3.11
18	YOUR OVERALL IMPRESSION OF OUR LIBRARY IS	118	37	6	73.29	22.98	3.73
19	LIBRARY ATMOSPHERE	127	32	2	78.88	19.88	1.24
20	SEATING AND SPACE	126	31	4	78.26	19.25	2.48
21	AVAILABILITY OF STANDARD BOOKS	119	42	0	73.91	26.09	0.00
22	REFERENCE BOOKS AND ADVANCED MATERIAL	114	43	4	70.81	26.71	2.48
23	FACILITIES LIKE XEROX, PRINTOUT	106	51	4	65.84	31.68	2.48
24	INTERNET	116	39	6	72.05	24.22	3.73
25	TIMINGS	133	22	6	82.61	13.66	3.73
26	APPROACH OF THE LIBRARY STAFF	117	39	5	72.67	24.22	3.11
27	HOW DO YOU VIEW THE SETUP FOR CULTURAL ACTIVITIES IN THE COLLEGE?	112	39	10	69.57	24.22	6.21
28	OVERALL SPORTS ACTIVITY	115	36	10	71.43	22.36	6.21
29	SPORTS FACILITIES	119	34	8	73.91	21.12	4.97
30	SPORTS TIME AVAILABILITY	113	38	10	70.19	23.60	6.21
31	SPORTS COACHES/TRAINERS	110	49	2	68.32	30.43	1.24
32	STUDENT PARTICIPATION IN SPORTS	107	46	8	66.46	28.57	4.97

TOTAL NUMBER OF RESPONDENTS: 161




Principal
THIRUTHANGAL NADAR COLLEGE
SELAVAYAL, CHENNAI-600 051.

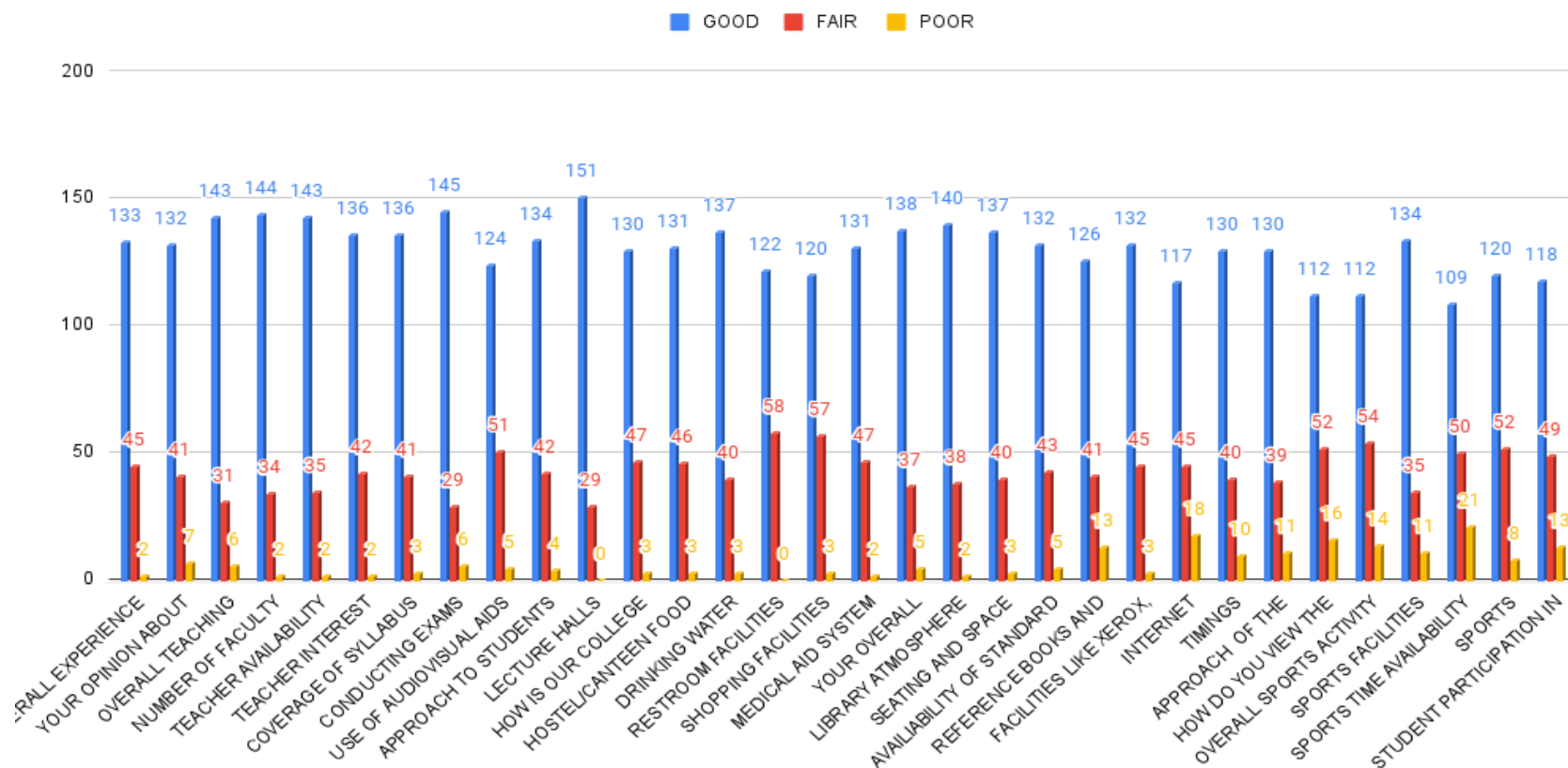
THIRUTHANGAL NADAR COLLEGE

ALUMNI FEEDBACK CONSOLIDATION REPORT-2018 - 2019

ALUMINI FEEDBACK					PERCENTAGE		
SL.NO	ASSESSMENT PARAMETERS	GOOD	FAIR	POOR	GOOD	FAIR	POOR
1	MY OVERALL EXPERIENCE IN THIS COLLEGE HAS BEEN	133	45	2	73.89	25.00	1.11
2	YOUR OPINION ABOUT ACADEMIC ACTIVITIES	132	41	7	73.33	22.78	3.89
3	OVERALL TEACHING	143	31	6	79.44	17.22	3.33
4	NUMBER OF FACULTY	144	34	2	80.00	18.89	1.11
5	TEACHER AVAILABILITY	143	35	2	79.44	19.44	1.11
6	TEACHER INTEREST	136	42	2	75.56	23.33	1.11
7	COVERAGE OF SYLLABUS	136	41	3	75.56	22.78	1.67
8	CONDUCTING EXAMS	145	29	6	80.56	16.11	3.33
9	USE OF AUDIOVISUAL AIDS	124	51	5	68.89	28.33	2.78
10	APPROACH TO STUDENTS	134	42	4	74.44	23.33	2.22
11	LECTURE HALLS	151	29	0	83.89	16.11	0.00
12	HOW IS OUR COLLEGE TRANSPORT SYSTEM?	130	47	3	72.22	26.11	1.67
13	HOSTEL/CANTEEN FOOD	131	46	3	72.78	25.56	1.67
14	DRINKING WATER	137	40	3	76.11	22.22	1.67
15	RESTROOM FACILITIES	122	58	0	67.78	32.22	0.00
16	SHOPPING FACILITIES(GENERAL, STATIONARY, MEDICAL)	120	57	3	66.67	31.67	1.67
17	MEDICAL AID SYSTEM	131	47	2	72.78	26.11	1.11

18	YOUR OVERALL IMPRESSION OF OUR LIBRARY IS	138	37	5	76.67	20.56	2.78
19	LIBRARY ATMOSPHERE	140	38	2	77.78	21.11	1.11
20	SEATING AND SPACE	137	40	3	76.11	22.22	1.67
21	AVAILABILITY OF STANDARD BOOKS	132	43	5	73.33	23.89	2.78
22	REFERENCE BOOKS AND ADVANCED MATERIAL	126	41	13	70.00	22.78	7.22
23	FACILITIES LIKE XEROX, PRINTOUT	132	45	3	73.33	25.00	1.67
24	INTERNET	117	45	18	65.00	25.00	10.00
25	TIMINGS	130	40	10	72.22	22.22	5.56
26	APPROACH OF THE LIBRARY STAFF	130	39	11	72.22	21.67	6.11
27	HOW DO YOU VIEW THE SETUP FOR CULTURAL ACTIVITIES IN THE COLLEGE?	112	52	16	62.22	28.89	8.89
28	OVERALL SPORTS ACTIVITY	112	54	14	62.22	30.00	7.78
29	SPORTS FACILITIES	134	35	11	74.44	19.44	6.11
30	SPORTS TIME AVAILABILITY	109	50	21	60.56	27.78	11.67
31	SPORTS COACHES/TRAINERS	120	52	8	66.67	28.89	4.44
32	STUDENT PARTICIPATION IN SPORTS	118	49	13	65.56	27.22	7.22

TOTAL NUMBER OF RESPONDENTS: 180



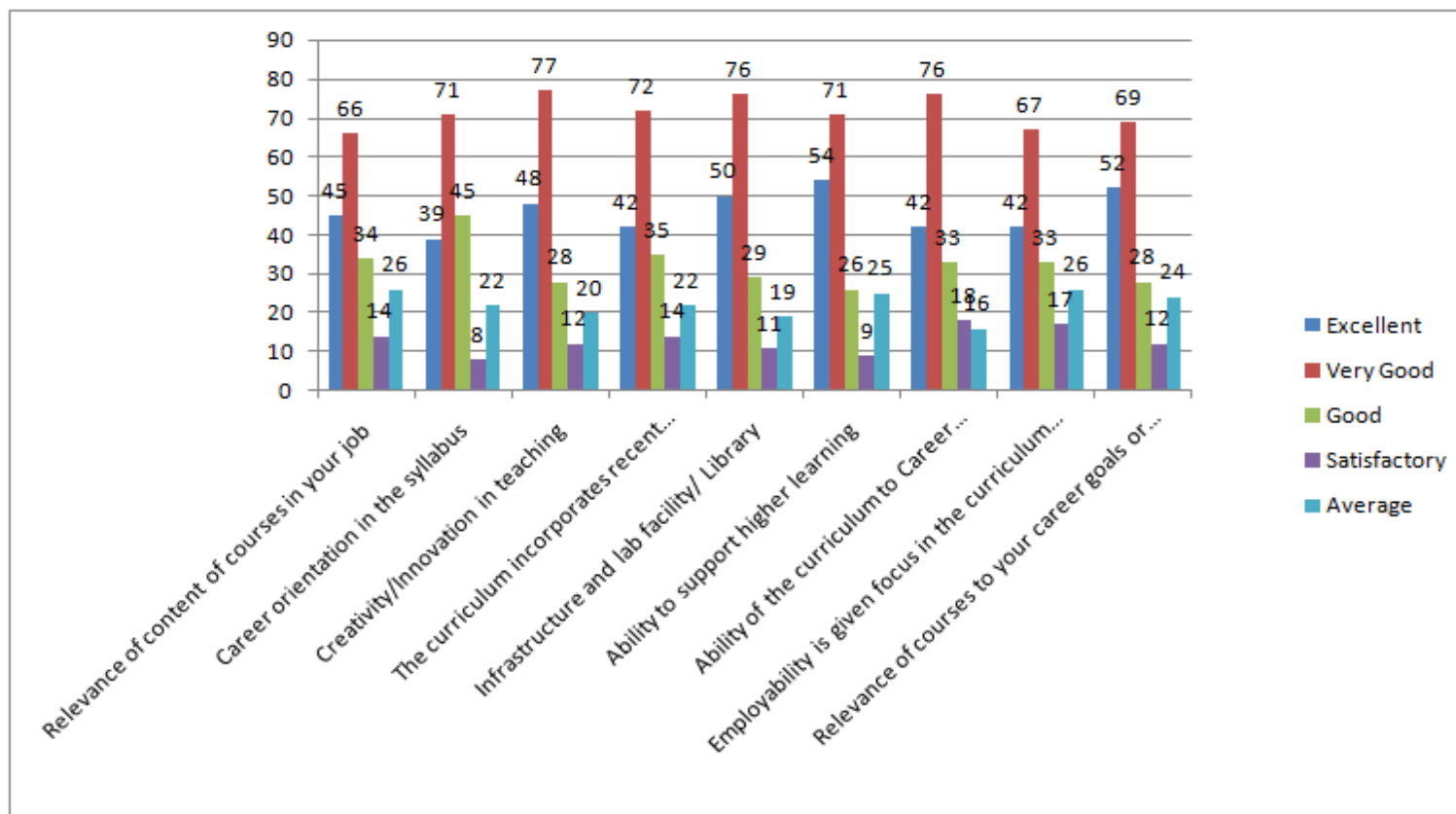

Principal
THIRUTHANGAL NADAR COLLEGE
SELAVAYAL, CHENNAI-600 051.

THIRUTHANGAL NADAR COLLEGE

ALUMNI FEEDBACK CONSOLIDATION REPORT-2019 - 2020

ALUMINI FEEDBACK							PERCENTAGE				
SL. NO	ASSESSMENT PARAMETERS	Excellent	Very Good	Good	Satisfactory	Average	Excellent	Very Good	Good	Satisfactory	Average
1	Relevance of content of courses in your job	45	66	34	14	26	24.32	35.68	18.38	7.57	14.05
2	Career orientation in the syllabus	39	71	45	8	22	21.08	38.38	24.32	4.32	11.89
3	Creativity/Innovation in teaching	48	77	28	12	20	25.95	41.62	15.14	6.49	10.81
4	The curriculum incorporates recent technological developments in the are	42	72	35	14	22	22.70	38.92	18.92	7.57	11.89
5	Infrastructure and lab facility/ Library	50	76	29	11	19	27.03	41.08	15.68	5.95	10.27
6	Ability to support higher learning	54	71	26	9	25	29.19	38.38	14.05	4.86	13.51
7	Ability of the curriculum to Career Counseling/Placement Servies/foster entrepreneurship Opportunities	42	76	33	18	16	22.70	41.08	17.84	9.73	8.65
8	Employability is given focus in the curriculum design	42	67	33	17	26	22.70	36.22	17.84	9.19	14.05
9	Relevance of courses to your career goals or further study	52	69	28	12	24	28.11	37.30	15.14	6.49	12.97

TOTAL RESPONDENTS : 185



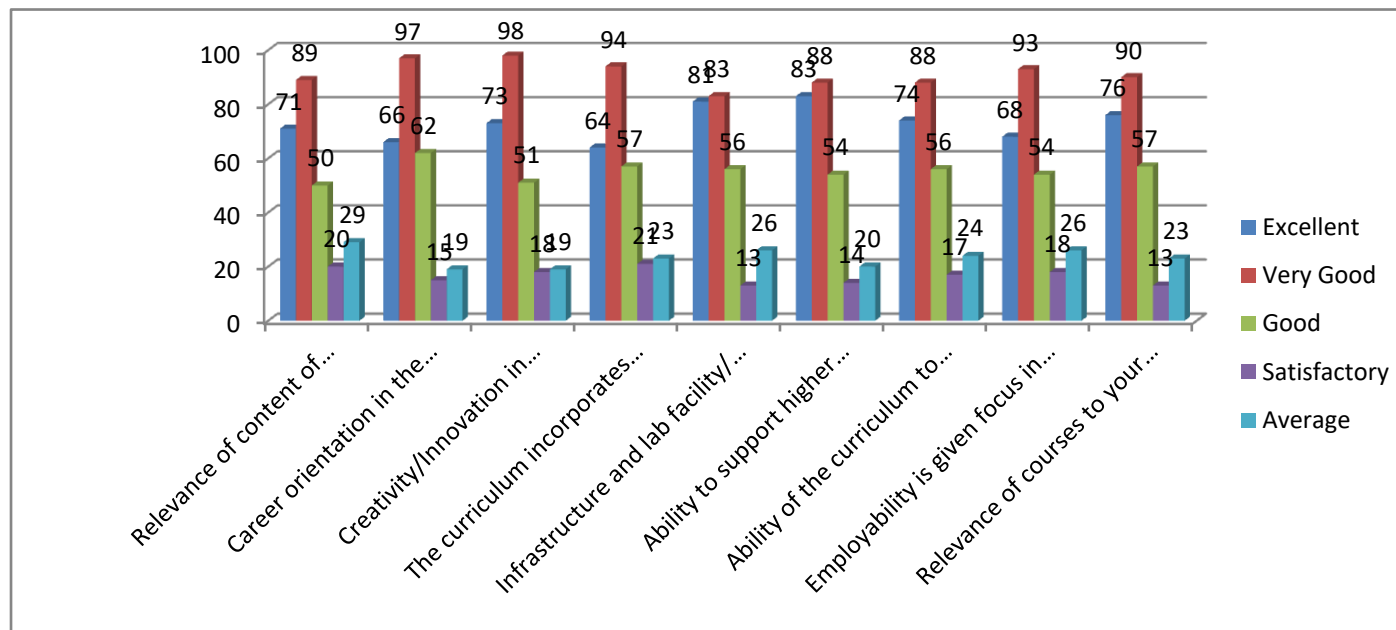

Principal
THIRUTHANGAL NADAR COLLEGE
SELAVAYAL, CHENNAI-600 051.

THIRUTHANGAL NADAR COLLEGE

ALUMNI FEEDBACK CONSOLIDATION REPORT - 2020 - 2021

FEEDBACK OF ALUMNI ON CURRICULUM						PERCENTAGE				
PARAMETERS	Excellent	Very Good	Good	Satisfactory	Average	Excellent	Very Good	Good	Satisfactory	Average
Relevance of content of courses in your job	71	89	50	20	29	27	35	19	8	11
Career orientation in the syllabus	66	97	62	15	19	26	37	24	6	7
Creativity/Innovation in teaching	73	98	51	18	19	28	38	20	7	7
The curriculum incorporates recent technological developments in the are	64	94	57	21	23	25	36	22	8	9
Infrastructure and lab facility/ Library	81	83	56	13	26	31	32	22	5	10
Ability to support higher learning	83	88	54	14	20	32	34	21	5	8
Ability of the curriculum to Career Counseling/Placement Services/foster entrepreneurship Opportunities	74	88	56	17	24	29	33	22	7	9
Employability is given focus in the curriculum design	68	93	54	18	26	26	36	21	7	10
Relevance of courses to your career goals or further study	76	90	57	13	23	29	35	22	5	9

TOTAL RESPONDENTS: 259




Principal
THIRUTHANGAL NADAR COLLEGE
SELAVAYAL, CHENNAI-600 051.